





VC Women 2019

Team Results

Jan 20-21, 2019

Rank	Gym	Team	Score				
1	VEGA	*	110.125	27.625 1	27.925 1	26.600 2	27.975 1
	1306	Julia Marsh		9.300		8.925	9.275
	1307	Lauren Meyer		9.225	9.150		
	1305	Joy Marsh		9.100	9.350		9.450
	1301	McKayla Bettineski			9.425		
	1302	Kaitlyn Hann				8.875	
	1304	Sadie Kienzle				8.800	
	1308	Kalei Moravitz					9.250
2	OGA	*	107.225	26.450 3T	27.125 2	26.550 3	27.100 2
	1315	Sarah Martindale		8.950			9.250
	1313	Mia Watanabe		8.800			
	1316	Sarah Kirby		8.700	9.250	8.775	
	1318	Erika Lee			9.175	8.975	8.975
	1319	Jenessa Netherland			8.700		
	1317	Kaylee Dinh				8.800	
	1320	Molly Stanton					8.875
3	Athletic Edge	*	105.250	26.600 2	25.650 3	26.425 4	26.575 3
	1325	Klara Eshuis		8.900	9.050	8.475	8.825
	1330	Brooklyn Rapp		8.850	8.250	9.000	
	1327	Annabelle Foster		8.850		8.950	8.800
	1329	Paizley Norman			8.350		
	1324	Rosella Cogar					8.950
4	Top Flyte	*	104.325	26.450 3T	24.150 4	27.475 1	26.250 4
	1310	Madison Huskey		9.100	7.550	9.250	9.150
	1331	Elizabeth Banut		8.750	8.250	9.250	8.650
	1309	Soma Bratcher		8.600	8.350	8.975	8.450
5	Mile High	*	98.125	25.850 5	22.800 5	23.675 5	25.800 5
	1323	Indigo Almeida		9.200	8.600	9.125	8.875
	1322	Jenna Dow		8.850	7.500	7.450	8.300
	1321	Kennedy Feldhacker		7.800	6.700	7.100	8.625
6	SWAG	*	35.400	9.275 6	7.900 6	9.100 6	9.125 6
	1312	Kayja Jacques		9.275	7.900	9.100	9.125